

Scaled data based on original data using
LM-79-08 Approved Method: Electrical and Photometric Measurements of Solid-
State Lighting Products

Test Report Prepared for
Cooper Lighting Solutions
(formerly Eaton)

Brand: INVUE

Report Number: P401608

Luminaire Tested: **ENT-SA1E-722-U-T4FT**

Issue Date: 5/20/2020

Test Information

Test Method: LM-79-08
Report Number: P401608
TEST IS SCALED FROM IESNA LM-79-08 TEST DATA (G1-2004-754-15)
Test Lab: INNOVATION CENTER
Issue Date: 5/20/2020
Manufacturer: COOPER LIGHTING SOLUTIONS (FORMERLY EATON)
Product Line: INVUE
Catalog Number: ENT-SA1E-722-U-T4FT
Description: ENTRI LED LUMINAIRE
(1) 70 CRI, 2200K, 1050mA LIGHTSQUARE WITH 16 LEDS AND TYPE IV FORWARD
THROW OPTICS
Light Source: -
Ballast/Driver: ELECTRONIC DRIVER

Summary

Lumens per Lamp: N/A
Luminaire Lumens: 4951 lumens
Efficiency: N/A
Efficacy: 86.6 lumens/watt
Luminous Opening: Rectangular (W 0.5' x L: 0.5' x H: 0')
IES Classification: Type IV - Short - Non-Cutoff
BUG Rating: B1 - U0 - G2

Input Watts (W): 57.2
Input Voltage (V): NR
Input Current (Ain): NR
Voltage Rise (V): NR
Power Factor: NR
Total Harmonic Distortion (THDi): NR
Frequency (hertz): 60
Stabilization Time: NR
Operation Time: NR
Ambient Temperature (°C): NR
Test Distance: 25 FT

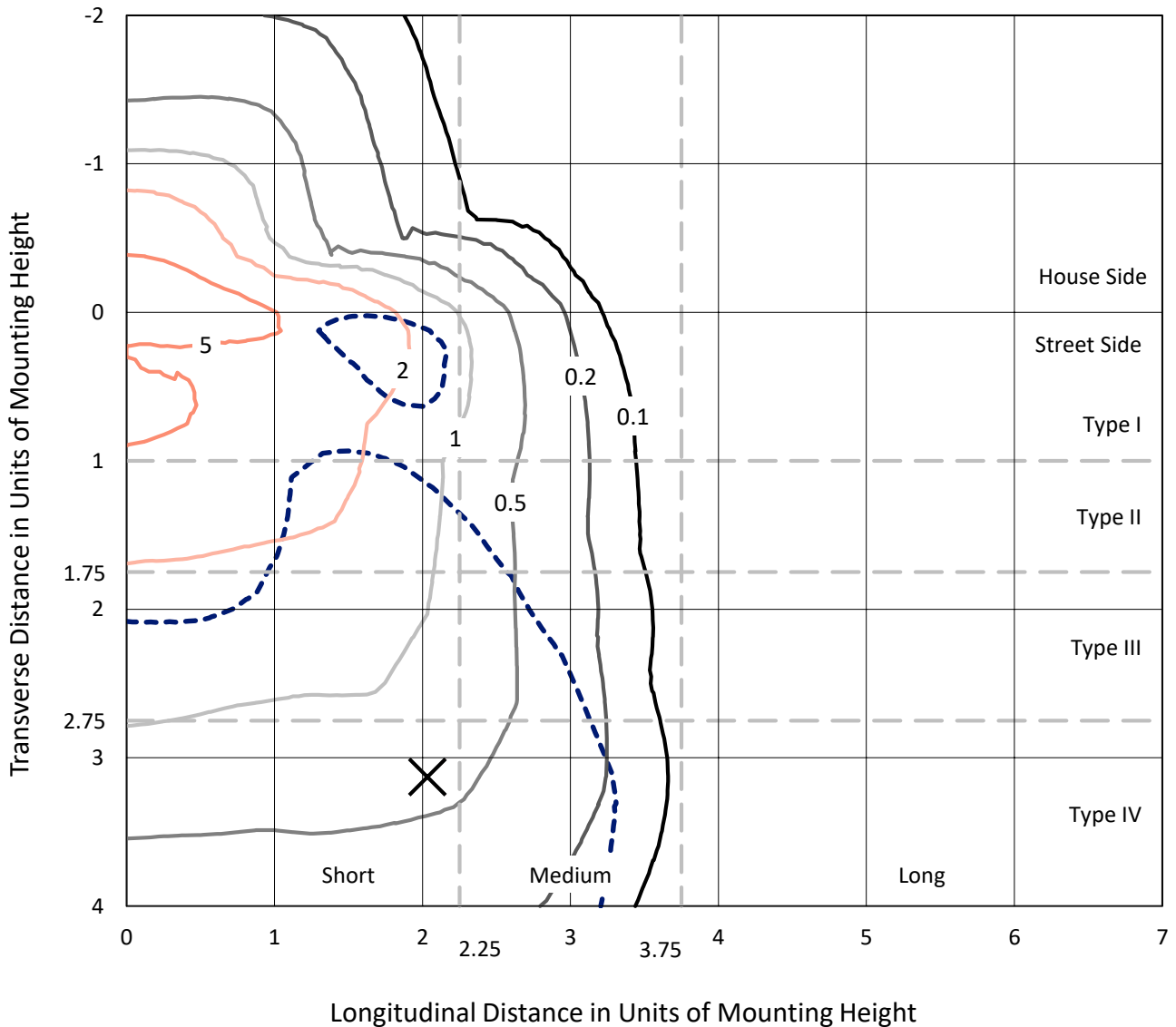


REPORT NUMBER: P401608

CATALOG NUMBER: ENT-SA1E-722-U-T4FT

Iso-Footcandle Lines of Horizontal Illumination

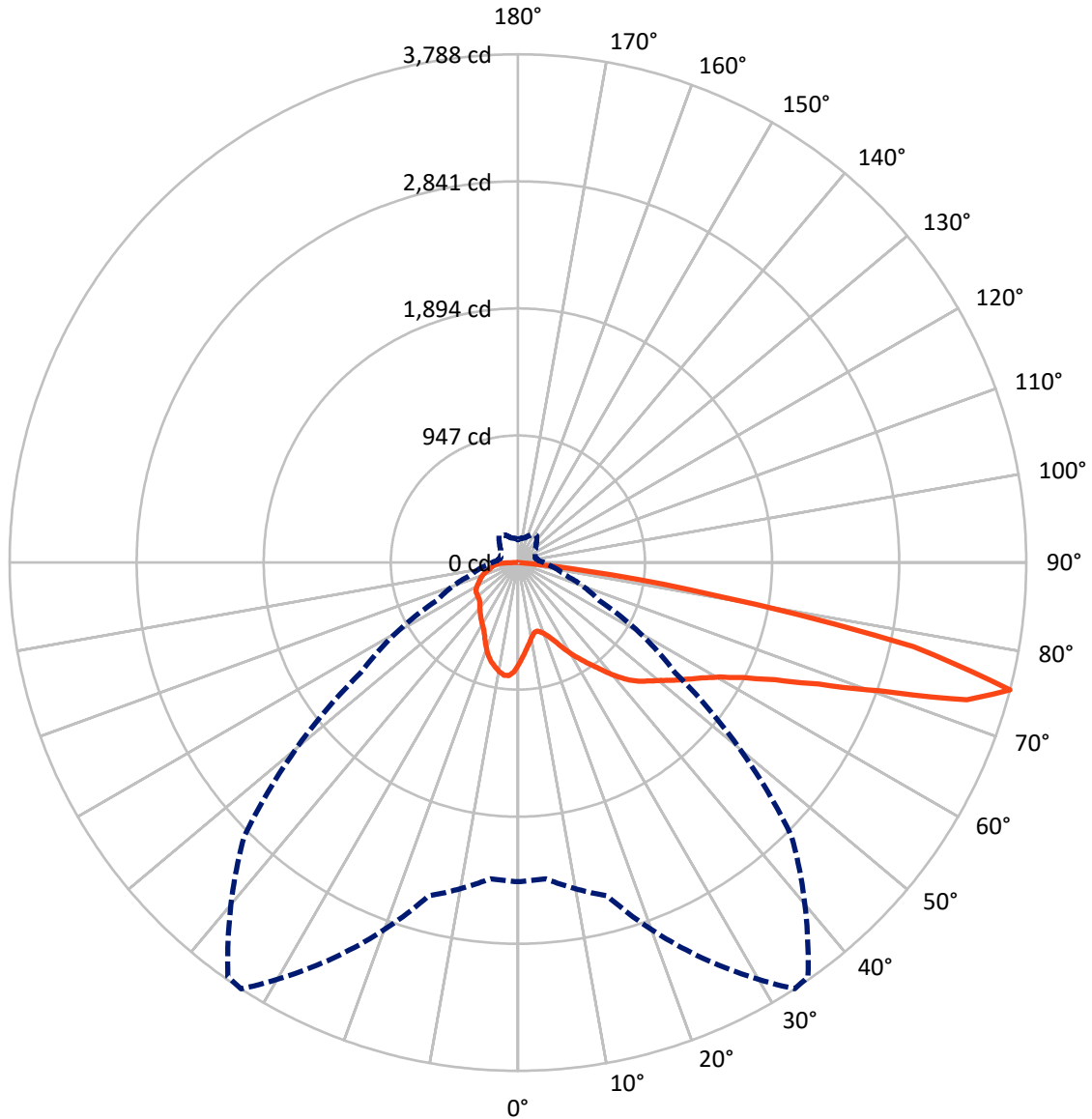
× Max cd
 - - - 1/2 Max cd



Based on 10 foot mounting height. Maximum calculated value = 8.1 fc
 Type IV - Short - Non-Cutoff

REPORT NUMBER: P401608
CATALOG NUMBER: ENT-SA1E-722-U-T4FT

Luminous Intensity Polar Plot



— Vertical Plane Through 33-Deg Lateral - - - Horizontal Cone Through 75-Deg Vertical

REPORT NUMBER: P401608

CATALOG NUMBER: ENT-SA1E-722-U-T4FT

FLUX DISTRIBUTION:

		Downward	Upward	Total
House Side	Lumens	1202.7	0.0	1202.7
	% Fixture	24.3	0.0	24.3
Street Side	Lumens	3748.3	0.0	3748.3
	% Fixture	75.7	0.0	75.7
Total	Lumens	4951.0	0.0	4951.0
	% Fixture	100.0	0.0	100.0

Coefficient of Utilization

ZONAL LUMENS:

Zone	Lumens	% Fixture
0°-10°	70.9	1.4
10°-20°	199.3	4.0
20°-30°	331.4	6.7
30°-40°	494.5	10.0
40°-50°	690.7	14.0
50°-60°	922.0	18.6
60°-70°	1143.2	23.1
70°-80°	988.4	20.0
80°-90°	110.5	2.2
90°-100°	0.0	0.0
100°-110°	0.0	0.0
110°-120°	0.0	0.0
120°-130°	0.0	0.0
130°-140°	0.0	0.0
140°-150°	0.0	0.0
150°-160°	0.0	0.0
160°-170°	0.0	0.0
170°-180°	0.0	0.0
0°-90°	4951.0	100.0
0°-180°	4951.0	100.0



REPORT NUMBER: P401608

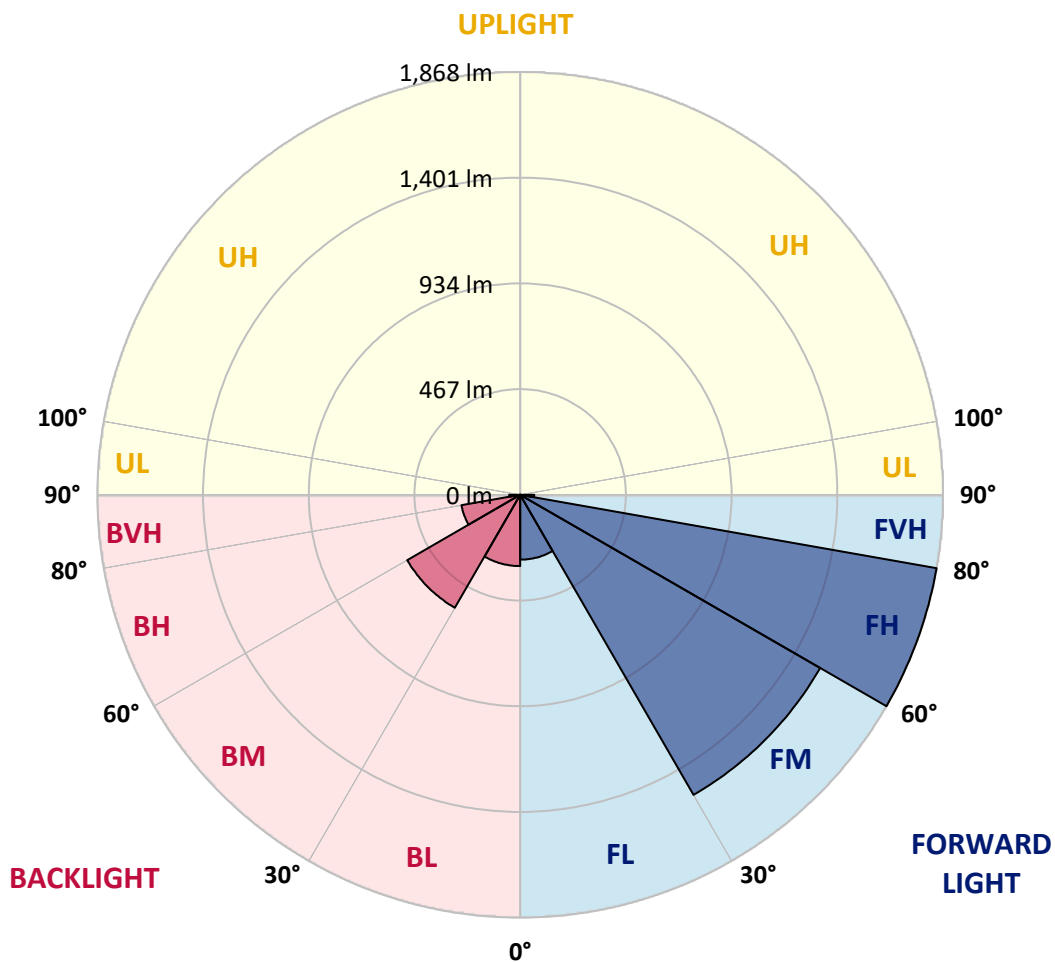
CATALOG NUMBER: ENT-SA1E-722-U-T4FT

LUMINAIRE CLASSIFICATION SYSTEM LUMEN TABLE AND BUG RATING:

Zone		Lumens	% Fixture	Zone Rating/Lumen Limit		
				B	U	G
FL	(0°-30°)	286.7	5.8			
FM	(30°-60°)	1530.9	30.9			
FH	(60°-80°)	1868.3	37.7			G2/5000
FVH	(80°-90°)	62.4	1.3			G1/100
BL	(0°-30°)	315.0	6.4	B1/500		
BM	(30°-60°)	576.3	11.6	B1/1000		
BH	(60°-80°)	263.4	5.3	B1/500		G1/500
BVH	(80°-90°)	48.1	1.0			G1/100
UL	(90°-100°)	0.0	0.0		U0/0	
UH	(100°-180°)	0.0	0.0		U0/0	

BUG Rating: B1-U0-G2

Type IV Short





REPORT NUMBER: P401608

CATALOG NUMBER: ENT-SA1E-722-U-T4FT

CANDELA DISTRIBUTION (FULL):

	0°	5°	15°	25°	33°	35°	45°	55°	65°	75°	85°
0°	758.6	758.6	758.6	758.6	758.6	758.6	758.6	758.6	758.6	758.6	758.6
2.5°	688.1	689.5	694.0	699.1	702.0	702.0	710.1	719.7	731.4	741.7	752.8
5°	630.7	632.9	636.6	643.2	651.3	652.8	669.0	685.9	707.2	730.0	752.0
7.5°	574.1	578.5	585.9	594.7	607.2	610.1	632.9	655.7	685.1	719.7	755.7
10°	530.8	533.7	537.4	549.9	565.3	570.5	600.6	629.3	669.7	712.3	760.1
12.5°	519.0	519.0	519.0	524.9	537.4	541.8	573.4	610.1	655.7	707.2	766.7
15°	535.9	535.2	527.1	522.7	530.0	533.7	560.9	596.9	648.4	708.7	779.2
17.5°	574.1	571.9	552.8	538.1	543.3	545.5	563.1	594.0	646.2	714.5	797.6
20°	624.1	619.0	589.6	567.5	566.8	568.2	581.5	602.8	649.8	724.8	817.5
22.5°	690.3	687.3	644.0	610.1	604.3	604.3	610.1	623.4	659.4	736.6	844.7
25°	775.5	767.5	715.3	669.7	656.5	652.8	652.0	652.0	676.3	754.2	878.5
27.5°	863.0	853.5	800.5	738.8	721.2	714.5	702.8	694.0	698.4	773.3	918.9
30°	941.7	928.5	883.6	819.7	793.2	782.9	761.6	743.2	731.4	799.8	972.6
32.5°	985.1	979.9	949.0	891.0	860.8	856.4	821.1	796.9	776.3	834.4	1044.6
35°	1043.1	1036.5	1016.7	968.9	932.9	921.8	895.4	866.7	833.6	880.7	1135.8
37.5°	1096.8	1093.1	1085.8	1052.7	1014.5	1003.4	979.2	949.0	904.2	949.0	1237.9
40°	1151.2	1146.8	1143.8	1132.1	1104.9	1097.5	1085.8	1050.5	990.2	1024.0	1338.6
42.5°	1230.6	1221.0	1190.2	1189.4	1191.6	1197.5	1198.2	1159.3	1084.3	1117.4	1426.9
45°	1334.2	1307.8	1238.7	1236.5	1262.2	1277.6	1315.1	1282.0	1182.1	1212.9	1525.4
47.5°	1387.2	1360.0	1288.7	1284.3	1318.1	1340.9	1433.5	1401.1	1283.5	1320.3	1627.6
50°	1412.9	1395.3	1332.8	1346.7	1381.3	1403.3	1546.0	1520.2	1388.6	1436.4	1756.2
52.5°	1448.9	1419.5	1375.4	1404.8	1456.3	1479.1	1646.7	1642.3	1477.6	1562.9	1897.3
55°	1436.4	1421.0	1429.1	1468.8	1533.5	1567.3	1748.1	1748.1	1568.0	1698.1	2037.0
57.5°	1446.7	1436.4	1503.3	1538.6	1620.2	1668.7	1870.1	1837.8	1644.5	1811.3	2131.1
60°	1534.2	1504.8	1557.0	1626.8	1731.9	1779.0	2009.8	1931.9	1706.9	1909.1	2148.0
62.5°	1688.6	1665.0	1670.2	1750.3	1886.3	1940.7	2148.0	2015.0	1748.8	1950.3	2084.8
65°	1944.4	1933.4	1870.1	1918.7	2106.1	2155.4	2320.8	2087.0	1737.1	1919.4	1917.9
67.5°	2288.4	2244.3	2159.0	2202.4	2418.5	2468.5	2528.8	2114.2	1660.6	1734.9	1541.5
70°	2573.6	2536.9	2497.9	2611.9	2860.3	2887.5	2745.7	2088.5	1474.6	1357.8	1033.6
72.5°	2755.2	2728.8	2764.8	3100.0	3497.7	3446.2	2959.6	1908.4	1150.5	831.4	516.8
75°	2378.1	2365.6	2571.4	3251.4	3788.1	3768.9	2885.3	1428.3	667.5	366.1	235.2
77.5°	1196.0	1332.0	1548.9	2306.8	3014.0	3017.7	2102.4	686.6	280.8	205.1	161.7
80°	336.7	341.1	516.8	951.2	1504.8	1603.3	795.4	233.0	160.3	152.9	120.6
82.5°	80.1	74.2	132.3	281.6	505.0	525.6	238.9	83.8	89.7	95.6	74.2
85°	0.7	0.7	0.7	0.7	0.7	1.5	8.8	8.8	21.3	27.2	21.3
87.5°	0.0	0.0	0.0	0.7	0.7	0.7	0.0	0.0	0.0	0.0	0.0
90°	0.0	0.0	0.0	0.0	0.0	0.0	0.0	0.0	0.0	0.0	0.0



REPORT NUMBER: P401608

CATALOG NUMBER: ENT-SA1E-722-U-T4FT

CANDELA DISTRIBUTION (continued):

	90°	95°	105°	115°	125°	135°	145°	155°	165°	175°	180°
0°	758.6	758.6	758.6	758.6	758.6	758.6	758.6	758.6	758.6	758.6	758.6
2.5°	757.9	765.3	777.0	787.3	796.1	802.7	813.0	814.5	817.5	818.9	820.4
5°	764.5	778.5	800.5	819.7	832.9	836.6	845.4	844.7	845.4	845.4	844.7
7.5°	773.3	792.5	823.3	844.7	852.0	849.8	847.6	839.5	832.9	829.9	826.3
10°	784.4	806.4	842.4	857.9	854.2	842.4	828.5	813.8	802.0	796.1	794.7
12.5°	795.4	824.1	857.9	862.3	847.6	826.3	802.7	786.6	771.1	763.1	763.1
15°	813.8	845.4	870.4	861.6	835.1	807.9	775.5	753.5	735.9	724.8	724.1
17.5°	835.8	869.6	883.6	857.9	819.7	781.4	742.5	713.8	691.0	680.0	673.4
20°	863.0	894.6	890.2	846.1	796.9	749.8	701.3	666.8	643.2	631.5	629.3
22.5°	893.9	920.4	892.4	827.0	766.0	705.7	652.8	618.2	602.8	594.0	594.7
25°	931.4	952.0	893.2	804.2	721.9	647.6	601.3	585.2	582.9	579.3	580.7
27.5°	978.4	985.1	890.2	773.3	665.3	586.6	559.4	566.0	571.9	569.7	571.2
30°	1034.3	1024.8	883.6	728.5	595.4	530.8	532.2	546.9	555.0	552.8	553.5
32.5°	1099.7	1064.5	871.1	674.1	529.3	496.9	508.7	523.4	531.5	531.5	532.2
35°	1173.2	1112.2	846.9	603.5	483.0	476.4	486.6	498.4	503.6	500.6	502.8
37.5°	1250.4	1153.4	807.9	524.9	448.4	460.2	466.1	469.0	468.3	463.9	461.7
40°	1322.5	1185.7	738.1	447.0	419.8	443.3	446.2	438.1	428.6	420.5	415.3
42.5°	1377.6	1202.7	641.0	390.3	392.6	424.2	426.4	410.2	391.8	379.3	376.4
45°	1434.2	1208.5	544.7	344.8	363.1	405.0	410.9	388.9	363.9	349.2	347.0
47.5°	1498.9	1223.2	449.9	313.2	338.2	391.8	401.4	374.2	346.2	324.2	320.5
50°	1585.6	1251.2	378.6	288.9	320.5	385.2	398.4	362.4	327.1	302.9	299.9
52.5°	1695.9	1292.3	312.4	269.8	306.5	374.9	394.0	350.7	313.2	283.8	279.3
55°	1790.7	1307.8	269.8	253.6	291.8	362.4	390.3	346.2	297.7	264.6	259.5
57.5°	1834.1	1263.7	239.6	237.4	276.4	347.0	383.0	331.5	280.8	255.1	250.7
60°	1814.3	1154.1	216.9	222.7	258.8	327.1	363.9	316.8	269.1	247.7	243.3
62.5°	1726.1	1027.7	200.0	208.8	238.9	302.1	341.8	303.6	258.8	239.6	233.8
65°	1570.9	888.8	187.5	196.3	221.3	277.9	324.2	288.2	247.0	227.9	222.7
67.5°	1282.0	707.2	174.2	183.8	206.6	258.0	308.0	275.7	233.8	221.3	216.9
70°	848.3	475.6	161.7	171.3	191.9	238.9	291.1	262.4	221.3	213.2	207.3
72.5°	389.6	255.8	148.5	158.1	175.0	217.6	269.8	242.6	204.4	199.2	190.4
75°	192.6	157.3	132.3	141.1	154.4	191.9	244.8	225.7	188.9	180.1	169.8
77.5°	140.4	117.6	113.9	122.8	133.8	169.8	218.3	208.0	173.5	161.0	155.1
80°	104.4	91.2	95.6	104.4	114.7	153.6	204.4	194.8	160.3	147.8	143.3
82.5°	64.0	61.0	73.5	83.8	96.3	141.1	194.8	177.9	144.1	132.3	127.2
85°	18.4	22.1	37.5	54.4	68.4	113.9	181.6	155.8	121.3	101.4	97.8
87.5°	0.0	2.2	11.8	25.0	40.4	75.7	139.7	122.0	92.6	75.0	72.0
90°	0.0	0.0	0.0	0.0	0.0	0.0	0.0	0.0	0.0	0.0	0.0

(END OF REPORT)